

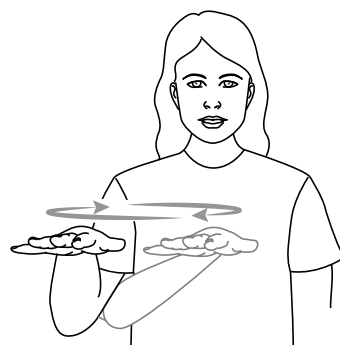
Coronavirus Vaccination Information Sign Guide



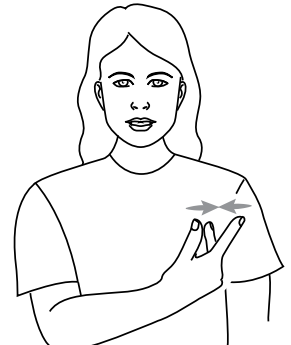
To keep healthy



and safe,



we all need to have a vaccination.



It keeps people



safe



from the coronavirus.



You will go to see a doctor




or nurse



with the person



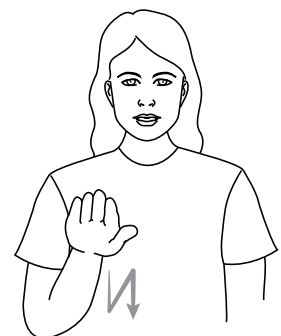
who supports you.



You need to wear a mask.



We will sit and wait



Coronavirus Vaccination Information Sign Guide




(natural gesture)

to see the **nurse**.

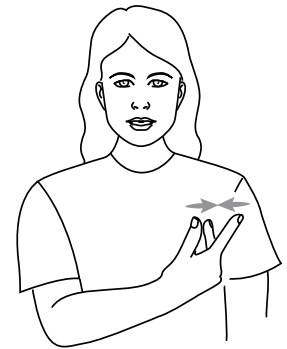
You will roll up your sleeve.



You need to **sit still**.




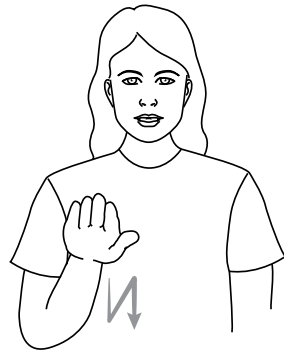
(with placement)



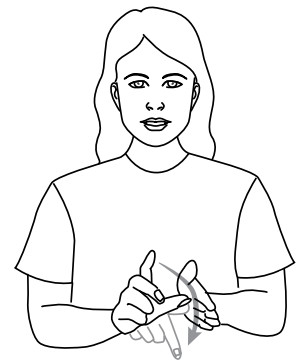
The **injection** will go into your arm. It might **hurt** a little bit. After the **injection**,




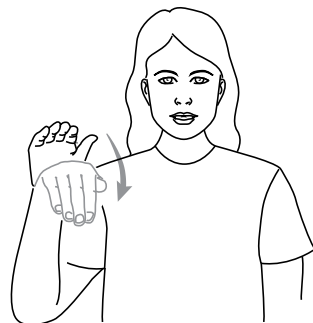
you will **sit and wait**



for a **short time**.



Then we will **go home**.



Your arm might feel a **little sore**.

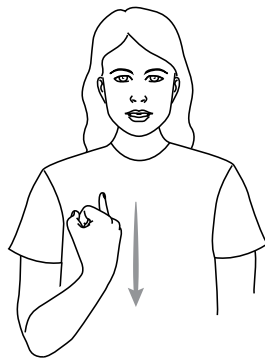
(with placement)



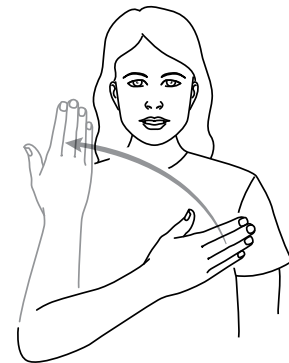
Coronavirus Vaccination Information Sign Guide




Some people feel



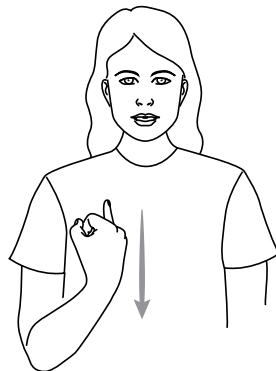
a little sick




the next day too.



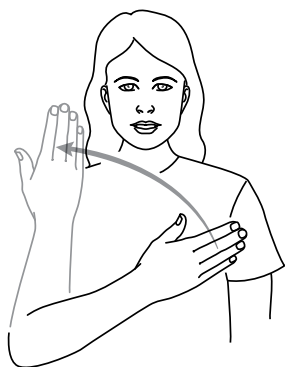
You can tell someone if you feel sick



or sore.



In a couple



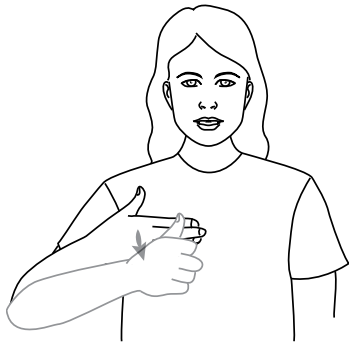
of days you will feel good



and you will be safe from the coronavirus.

Coronavirus Vaccination Information

Sign Descriptions



HEALTHY
Hold dominant hand bent at 3rd knuckles to side of chest, fingers touching. Move hand forward while closing it into fist with thumb extended.



SAFE
Move blade of slightly cupped dominant hand, across open palm of non-dominant hand towards body.



ALL
Hold dominant hand open and flat, palm facing down, move hand in large circle in front of body.



VACCINE/INJECTION
Mime giving injection to oneself (natural gesture).



PERSON (people)
Extend dominant index finger. Brush formation down tip of nose, twice.



CORONAVIRUS
Hold non-dominant hand in a fist with palm facing down. Hold dominant hand in a fist behind non-dominant hand, then swivel fist up while opening to fingers spread.



GO
Swing slightly cupped dominant hand forward in relevant direction. Finish with straight fingers. *With directionality.



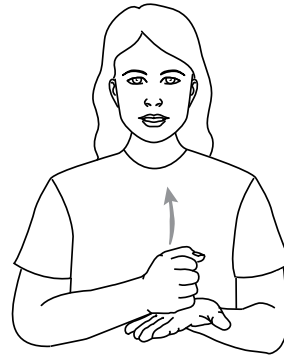
DOCTOR
Extend dominant thumb, index and middle fingers. Hold non-dominant wrist with dominant hand formation.

Coronavirus Vaccination Information

Sign Descriptions



NURSE
With thumbs meeting in the middle of forehead, index fingers extended, move hands apart with index fingers closing onto thumb on either side of head.



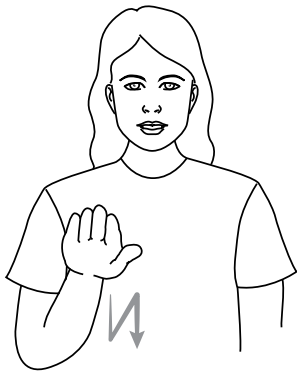
SUPPORT
Hold dominant hand in a fist on non-dominant palm. Move formation up and slightly forward.



MASK
Natural Gesture, mime applying facemask.



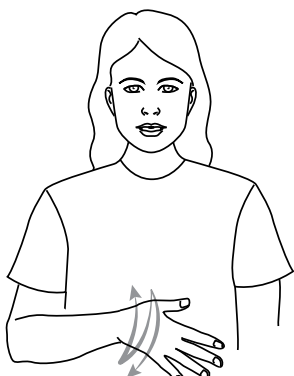
SIT
Place open dominant hand on back of non-dominant hand and move formation down slightly. *With directionality.




WAIT
Bounce open dominant hand, palm down, in front of dominant side, twice. *May use both hands (*natural gesture*).



STILL (stay)
Bounce open dominant hand, palm down, in front of dominant side. *May use both hands (*natural gesture*).



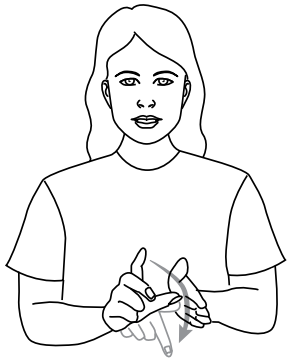
HURT/SORE (pain)
Shake open dominant hand, fingers spread, twice in front of body or over location of pain (*with placement*).



SHORT/A BIT (little)
Place hands open with palms facing and move them together (or use natural gesture appropriate to the context).

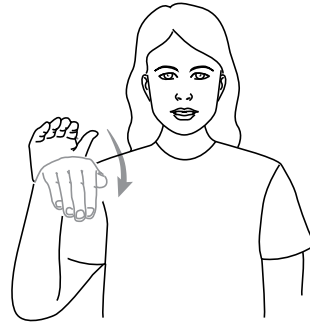
Coronavirus Vaccination Information

Sign Descriptions



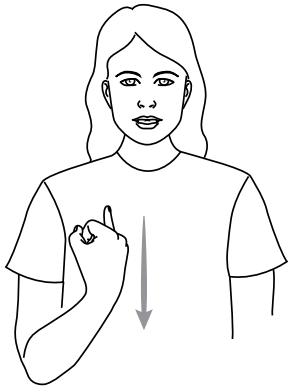
TIME

Extend dominant thumb and index finger. Place dominant thumb in palm of non-dominant hand and swivel formation to palm down.



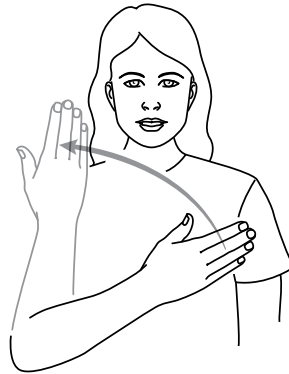
HOME

Move slightly cupped dominant hand, palm away from body, in an arc away from body and down.




SICK

Extend dominant little finger. Slide little finger edge down same side of upper chest. *May use two hands.




DAY

Sweep open dominant hand, palm down or palm towards body, in an arc from waist height to shoulder height.




TELL (talk)

Move tip of extended dominant index finger forward away from mouth.



COUPLE (two)

Extend dominant index and middle fingers, fingers pointing up, hold fingers slightly apart, palm toward body (*natural gesture*).



GOOD

Extend dominant thumb, close rest of fingers into fist, thumb pointing up, move forward with stress (*natural gesture*).

Key Word Sign Australia is proudly brought to you by Scope Aust.

Key Word Sign line drawings© 2014-2021 by Key Word Sign Australia, Victoria, Incorporated.

All Rights Reserved. Used with permission.



Key Word Sign™
Australia